



Demo Guide

Foxit PDF SDK for Web



Our Spotlight

- State of the art PDF rendering
- User interfaces optimized for desktop and mobile device viewing
- Fully customizable UI and robust API
- PDF View, Search, Print, Form Fill
- Powerful Annotating features, watermark, stamp, sign and more
- PDF Contents Editing
- Document Security, Redaction, Encryption
- 3D and Dynamic XFA



Home Edit Comment View Form Protect

Hand Select Snapshot Open Local File Download Print Zoom Out Zoom In Fit Width Change Color

Hand Tool

Select

Snapshot

Open Document

Download

Print

Zoom Out

Zoom In

Fit Width Select a Page View

Change Background of PDF

First Page

Previous Page

1 (1 / 11) Page Navigation

Next Page

Last Page

Single Page

Facing

Horizontal Continuous

Vertical Continuous

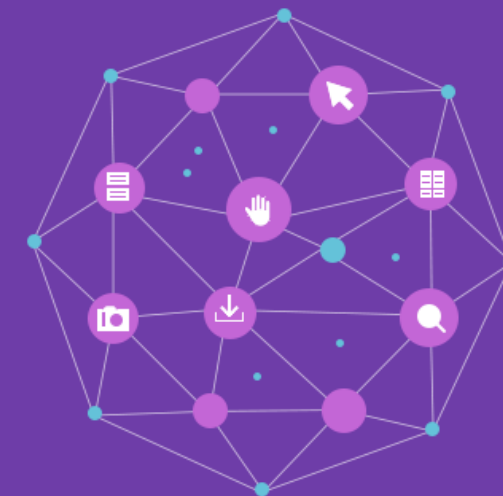
Continuous Facing

File Properties

Open Local File


Open URL File

You can open an online PDF document via "Open URL File".

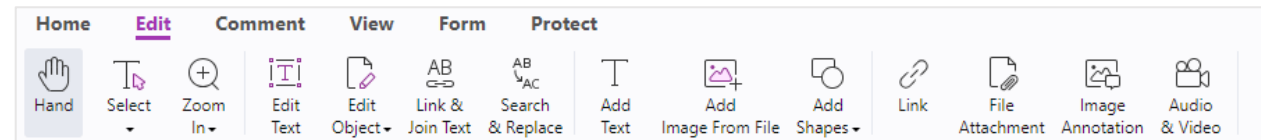



Home Tab


Tip: Play around with the View Settings to find the best way for you to look at documents.





Edit Tab





 **(Edit Text):** Edit document text and text format.


 **(Edit Objects):** Edit the currently selected object, such as image, text, shape and shading.


 **(Link & Join Text):** Click to choose text blocks, right click to join or split the blocks.


 **(Search & Replace):** Replace all instances of a given text string with different text.


 **(Add Text):** Add new text object to current page.


 **(Add Image From File):** Load an existing image from disk and add it to current page.

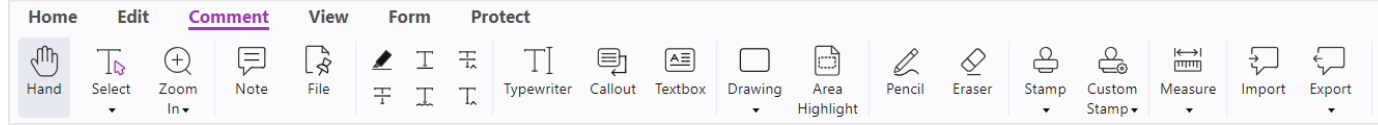
 **(Add Shapes):** Add new shapes object to current page.

 **(Link):** Select an area on the page and create a new link there.

 **(File Attachment):** Attach a file to the document.

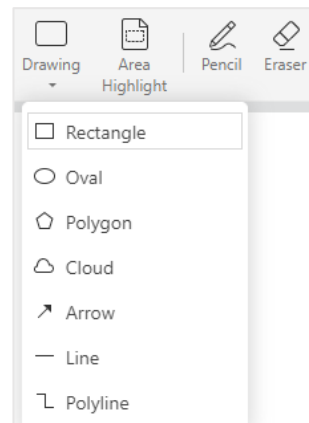
 **(Image Annotation):** Select an area on the page and insert an image there.

 **(Audio & Video):** Select an area on the page and insert an audio or video file there.



- | | |
|----------------|-------------------------------------------|
| Note | Pencil |
| Attach a File | Eraser |
| Highlight Text | Stamp |
| Underline Text | Custom Stamp |
| Replace Text | Measure |
| Strikeout Text | Import Comments from a FDF/XFDF/JSON file |
| Squiggly Text | Export Comments to a FDF/XFDF/JSON file |

- Insert Text
- Typewriter
- Callout
- Textbox
- Area Highlight



Drawing Tools

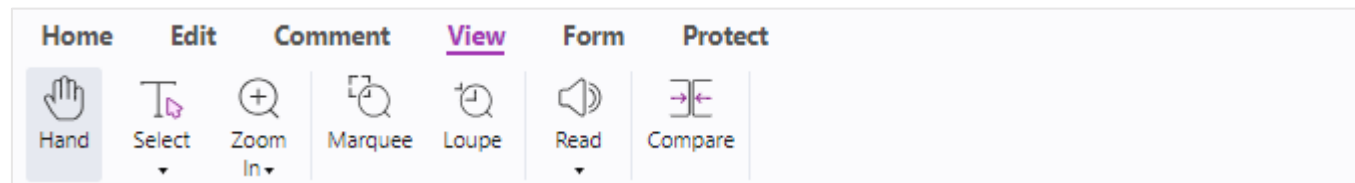
Try some comments and drawing tools!



Comment Tab



View Tab



(Marquee): expand a selected area of the page to fill the entire view.



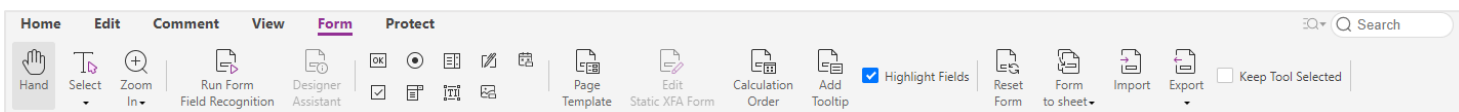
(Loupe): view part of the page in a separate window with a higher zoom level.



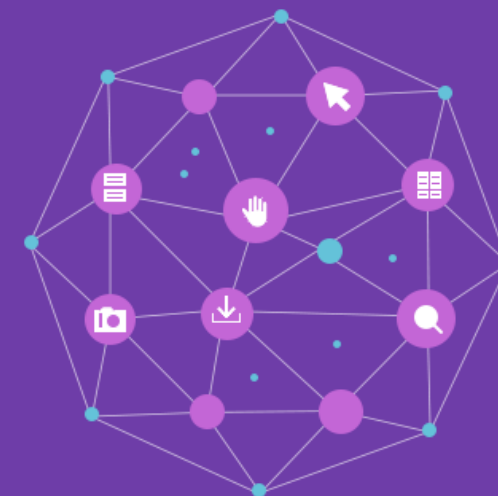
(Read): Read the document out loud.



(Compare): Compare two documents and highlight the differences.



- | | | | |
|--|-------------------------------------|------------------------------------------------------|---------------------------------|
| | Automatically Recognize Form Fields | | Edit Static XFA Form |
| | Designer Assistant | | Calculation Order |
| | Create Push Button | | Add Tooltip |
| | Create Radio Button | <input checked="" type="checkbox"/> Highlight Fields | Highlight Fields |
| | Create List Box | | Reset Form |
| | Create Signature | | Export form data to spreadsheet |
| | Create Date | | Import Form Data |
| | Create Check Box | | Export Form Data |
| | Create Combo Box | <input type="checkbox"/> Keep Tool Selected | Keep Tool Selected |
| | Create Text Field | | |
| | Create Image | | |
| | Page Template | | |



Form Tab




Protect Tab

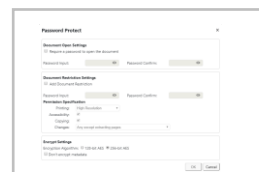




You can protect your PDF files by signature, password, and redaction.




 **(PDF Sign):** The PDF Sign tool allows you to draw your own style signature or import an image file to create a signature, and then place it on your document. You can create a list of signatures for different use cases.

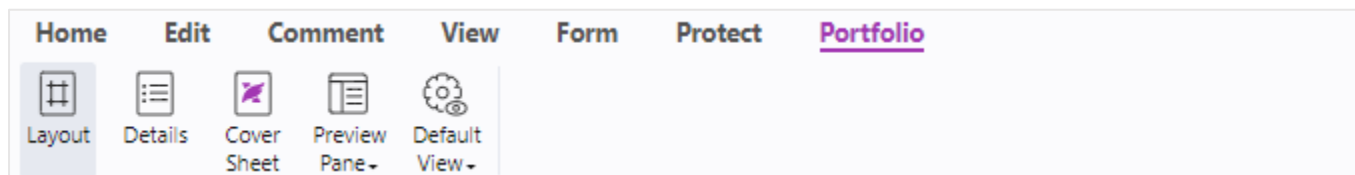
(Try to add signature into the above box)



 ->  **(Password Protection):** You can add a password to a PDF to limit access and restrict certain features, such as printing, copying and editing.



 **(Redaction):** The redaction tool enables secure and irrecoverable removal of sensitive, confidential or privileged text or graphics from PDF document. You are able to mark the text or graphics for redaction first, and then apply the redaction.



PDF portfolios are a combination of files with different formats such as Word Office files, text documents and Excel files. When opening a PDF portfolio, you will see the Portfolio tab.



(Layout): show layout of files in portfolio.



(Details): show details of files in portfolio.



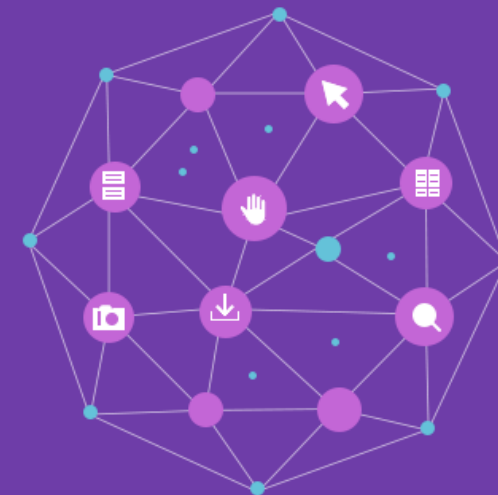
(Cover Sheet): show cover sheet of portfolio.




(Preview Pane): show, hide or change the layout of the preview pane.



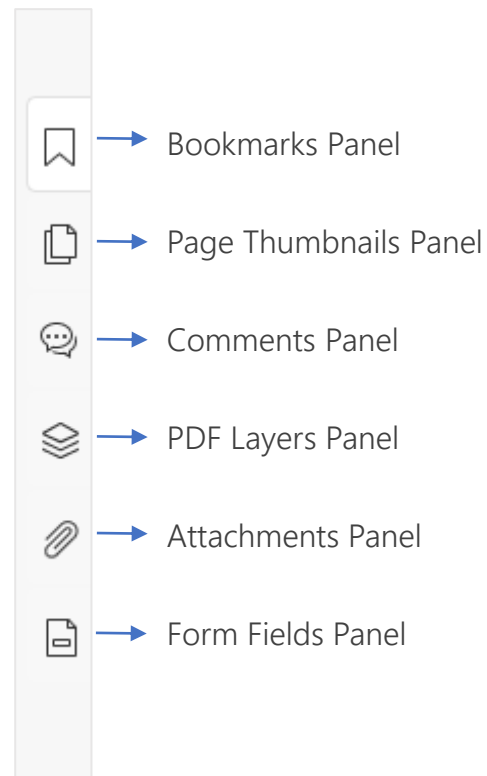
(Default View): set default view for PDF portfolio.



Portfolio Tab



Sidebar



Bookmarks Panel is used to add, remove and manage bookmarks. Bookmarks are useful for users to mark a place in a PDF file so users can return to it with ease.

Page Thumbnails Panel is used to view page thumbnails and re-order PDF pages.

Comments Panel displays all comments in the PDF so that users can easily view and find the comments.

PDF Layers Panel is used to show or hide related content stored in a variable number of separate layers.

Attachments Panel is used to manage files attached to document.

Form Fields Panel is used to manage form fields.



Feel free to contact us should you need any information or have any problems with Foxit PDF SDK for Web. We are always here, ready to serve you better.

Foxit Support

In order to provide you with a more personalized support for a solution, please log in to your [Foxit account](#) and submit a ticket so that we can collect the details about your issue. We will work to get your problem solved as quickly as we can once your ticket is routed to our support team.

You can also check out our [Support Center](#), choose the Foxit PDF SDK where has lots of helpful articles that might help fix your issue.

Phone Support

Phone: 1-866-MYFOXIT or 1-866-693-6948



Contact US